

INTERNATIONAL FUNDS OFFICE, BANKING SERVICES DEPARTMENT, CENTRAL BANK OF NIGERIA
FOREIGN CURRENCY RECEIPTS - CBN COMPONENT STATEMENT
SUMMARY OF OIL AND GAS, PPT, ROYALTY, TAXES AND OTHER RECEIPTS FOR

Dec-2020



NARRATION	RECEIPTS USD	PAYMENTS USD	CBN MONTH END @370.00/\$1	NAIRA AMOUNT TO THE FEDERATION ACCOUNT	BUDGETED RATE	BUDGETED NAIRA AMOUNT	DIFFERENCE	FX EQUALIZATION RATE @388.00/\$1	TOTAL NAIRA AMOUNT MONETIZED	DIFF TO FX EQUALIZATION ACCOUNT
CRUDE SALES	24,726,555.48		370.0000	9,148,825,527.60						
GAS SALES	12,865,833.63		370.0000	4,760,351,043.10						
TOTAL (A)	37,592,389.11			13,909,176,570.70						
CRUDE MONETIZED		24,726,555.48	370.0000	9,148,825,527.60	360.00	8,901,559,972.80	247,265,554.80	388	9,593,903,526.24	445,077,998.64
EXCESS CRUDE			370.0000		360.00			0		
IVC CRUDE			370.0000		360.00					
OIL ROYALTY	168,716,435.92		370.0000	62,425,081,290.40	360.00	60,737,916,931.20	1,687,164,359.20	388	65,464,977,136.96	3,036,895,846.56
EXCESS OIL ROYALTY			370.0000		360.00					
MISC OIL REV	2,421,618.80		370.0000	895,998,956.00	360.00	871,782,768.00	24,216,188.00	388	939,588,094.40	43,589,138.40
SUB TOTAL (B)	171,138,054.72	195,864,610.20		72,469,905,774.00		70,511,259,672.00	1,958,646,102.00			
GAS MONETIZED		12,865,813.63	370.0000	4,760,351,043.10	360.00	4,634,692,906.80	128,658,136.30	388	4,991,935,688.44	231,584,645.34
EXCESS GAS			370.0000		360.00					
GAS ROYALTY	3,556,485.08		370.0000	1,315,899,479.60	360.00	1,280,334,628.80	35,564,850.80	388	1,379,916,211.04	64,016,731.44
EXCESS GAS ROYALTY			370.0000		360.00					
GAS FLARED	16,097,281.76		370.0000	5,955,994,251.20	360.00	5,795,021,433.60	160,972,817.60	388	6,245,745,322.88	289,751,071.68
SUB TOTAL (C)	19,653,766.84	32,519,580.47		12,032,244,773.90		11,707,048,969.20	325,195,804.70			
PPT	116,343,543.15		370.0000	43,047,110,965.50	360.00	41,883,675,534.00	1,163,435,431.50	388	45,141,294,742.20	2,094,183,776.70
EXCESS PPT			370.0000		360.00					
RENTALS	3,493,438.90		370.0000	1,292,572,393.00	360.00	1,257,638,004.00	34,934,389.00	388	1,355,454,293.20	62,881,900.20
TAXES	34,959,143.83		370.0000	12,934,883,216.70	360.00	12,585,291,778.41	349,591,438.29	388	13,564,147,805.62	629,264,588.92
SUB TOTAL (D)	154,796,125.88	154,796,125.88		57,274,566,575.20		55,726,605,316.41	1,547,961,258.79			
TOTAL (a+b+d+c)	383,180,316.55	383,180,316.55		141,776,717,123.10		137,944,913,957.61	3,831,803,165.49			
GRAND TOTAL	383,180,316.55	383,180,316.55		141,776,717,123.10		137,944,913,957.61	3,831,803,165.49			

NOTES

PREPARED BY

APPROVED BY



www.nnpccgroup.com

Telephone: 09 - 46081000

NIGERIAN NATIONAL PETROLEUM CORPORATION

CENTRAL BUSINESS DISTRICT, HERBERT MACAULAY WAY, P.M.B 190, GARKI, ABUJA.


11/1350
125 1222
813
61

FAD/GT/21.01.01

January 12, 2020

The Director,
Banking Services Department,
Central Bank of Nigeria,
4th Floor, Wing D, CBN Head Office,
Central Business District,
Abuja.

Dear Sir,



PAYMENT ADVICE OF DOMESTIC CRUDE OIL COST FOR SEPTEMBER 2020

Please be advised that we have made payment via remita in the sum of **₦129,687,646,265.69 (One Hundred and Twenty Nine Billion, Six Hundred and Eighty Seven Million, Six Hundred and Forty Six Thousand, Two Hundred and Sixty Five Naira and Sixty Nine Kobo)** from our **Operations Account No.: 0020536161024 (NUBAN 3000057875)** to **NNPC/CBN Oil & Gas Account No.: 0020157141024 (NUBAN 3000004941)** being payment by NNPC of the **Cost** of Domestic Crude Oil lifted by the Corporation in the month of September, 2020.

Thank you.

Yours faithfully,

For: **Nigerian National Petroleum Corporation**

1st Signatory.....

Name: **SILAS E. AHABA**

2nd Signatory.....

Name: **ADEYEMI ADETUNJI**

14

Unmon
pls, check & provide
Acct 4 problems
Shir
14/1/20



www.nnpccgroup.com

Telephone: 09 - 46081000

NIGERIAN NATIONAL PETROLEUM CORPORATION


CENTRAL BUSINESS DISTRICT, HERBERT MACAULAY WAY, P.M.B 190, GARKI, ABUJA.

The Director,
Banking Services Department
Central Bank of Nigeria,
Central Business District,
Garki, Abuja.

H/BSN
Pls find
7/3/21

GFAD/CBN/O&GRFN/21/1/R6

January 13, 2021



ATTENTION: SENIOR MANAGER, DOM. ACCOUNT

Dear Sir,

TRANSFER OF DECEMBER 2020 CRUDE OIL & GAS REVENUE INTO DPR ROYALTY ACCOUNT AS JV ROYALTY

Upon receipt of this mandate, please pay into the **DPR ROYALTY ACCOUNT No. 0020150961018** with **CENTRAL BANK OF NIGERIA**, the sum of **NGN15,050,717,505.02 (Fifteen Billion Fifty Million Seven Hundred Seventeen Thousand Five Hundred Five Naira and Two Kobo)**.

Kindly debit the **CBN/NNPC CRUDE OIL REVENUE A/C No. 3000004941** with **CENTRAL BANK OF NIGERIA** and advise us immediately the payment is effected.

Yours faithfully,

For: **NIGERIAN NATIONAL PETROLEUM CORPORATION**

1st Signatory.....

2nd Signatory.....

Name.....

Adedapo Segun

Name.....

ADEYEMI ADETUNJI

cc: Accountant General of the Federation
Funds Division

Umar
Pls, process

14A



www.nnpccgroup.com

Telephone: 09 - 46081000

The Director,
Banking Services Department
Central Bank of Nigeria,
Central Business District,
Garki, Abuja.

NIGERIAN NATIONAL PETROLEUM CORPORATION

CENTRAL BUSINESS DISTRICT, HERBERT MACAULAY WAY, P.M.B 190, GARKI, ABUJA.

GFAD/CBN/O&GRFN/21/1/R18

January 13, 2021

H/BSN
As fresh
J13/24

13 JAN 2021

Chigere, E. Imek

ATTENTION: SENIOR MANAGER, DOM. ACCOUNT

Dear Sir,

TRANSFER OF DECEMBER 2020 CRUDE OIL & GAS REVENUE FOR REFINERY REHABILITATION

Upon receipt of this mandate, please pay into the **CBN NNPC GTR SINKING FUND ACCOUNT No. 0020536161032** with **CENTRAL BANK OF NIGERIA**, the sum of **NGN8,333,333,333.33 (Eight Billion Three Hundred Thirty Three Million Three Hundred Thirty Three Thousand Three Hundred Thirty Three Naira and Thirty Three Kobo)**.

Kindly debit the **CBN/NNPC CRUDE OIL REVENUE A/C No. 3000004941** with **CENTRAL BANK OF NIGERIA** and advise us immediately the payment is effected.

Yours faithfully,

For: **NIGERIAN NATIONAL PETROLEUM CORPORATION**

1st Signatory.....

2nd Signatory.....

Name..... Adedapo Segun

Name..... ADEYEMI ADEGUNJI

cc: Accountant General of the Federation
Funds Division

14B

Umar
pb, process
Shil
14/1/21



www.nnpcgroup.com

Telephone: 09 - 46081000

NIGERIAN NATIONAL PETROLEUM CORPORATION

CENTRAL BUSINESS DISTRICT, HERBERT MACAULAY WAY, P.M.B 190, GARKI, ABUJA.

H/1359


P/S Fred

J 13/1

GFAD/CBN/O&GRFN/21/1/R3

January 13, 2021

The Director,
Banking Services Department
Central Bank of Nigeria,
Central Business District,
Garki, Abuja.



ATTENTION: SENIOR MANAGER, DOM. ACCOUNT

Dear Sir,

TRANSFER OF DECEMBER 2020 CRUDE OIL & GAS REVENUE INTO THE FEDERATION ACCOUNT WITH CBN

Upon receipt of this mandate, please pay into the **FEDERATION ACCOUNT**, the sum of **NGN11,427,455,181.84 (Eleven Billion Four Hundred Twenty Seven Million Four Hundred Fifty Five Thousand One Hundred Eighty One Naira and Eighty Four Kobo)**.

Kindly debit the **CBN/NNPC CRUDE OIL REVENUE A/C No. 3000004941** with **CENTRAL BANK OF NIGERIA** and advise us immediately the payment is effected.

Yours faithfully,

For: NIGERIAN NATIONAL PETROLEUM CORPORATION

1st Signatory.....

2nd Signatory.....

Name.....

Adedapo Segun

Name.....

AJEYEMI ADETUNJI

cc: Accountant General of the Federation
Funds Division

14C

Uman
P/S, Process
14/1/21



www.nnpcgroup.com

Telephone: 09 - 46081000

NIGERIAN NATIONAL PETROLEUM CORPORATION

CENTRAL BUSINESS DISTRICT, HERBERT MACAULAY WAY, P.M.B 190, GARKI, ABUJA.

H/BSO

GFAD/CBN/O&GRFN/21/1/R7

January 13, 2021

The Director,
Banking Services Department
Central Bank of Nigeria,
Central Business District,
Garki, Abuja.

Ms. Idris
J13
6/

13 JAN 2021
Chigwe I. Enelke

ATTENTION: SENIOR MANAGER, DOM. ACCOUNT

Dear Sir,

TRANSFER OF DECEMBER 2020 CRUDE OIL & GAS REVENUE INTO DPR ROYALTY ACCOUNT AS JV ROYALTY

Upon receipt of this mandate, please pay into the **DPR ROYALTY ACCOUNT No. 0020150961018** with **CENTRAL BANK OF NIGERIA**, the sum of **NGN6,562,163,772.38** (Six Billion Five Hundred Sixty Two Million One Hundred Sixty Three Thousand Seven Hundred Seventy Two Naira and Thirty Eight Kobo).

Kindly debit the **CBN/NNPC GAS REVENUE A/C No. 3000005027** with **CENTRAL BANK OF NIGERIA** and advise us immediately the payment is effected.

Yours faithfully,

For: NIGERIAN NATIONAL PETROLEUM CORPORATION

1st Signatory.....

2nd Signatory.....

Name.....

Name.....

cc: Accountant General of the Federation
Funds Division

14D

Unmon
PS, process
Shw
14/1/21



www.nnpccgroup.com

Telephone: 09 - 46081000

The Director,
Banking Services Department
Central Bank of Nigeria,
Central Business District,
Garki, Abuja.

ATTENTION: SENIOR MANAGER, DOM. ACCOUNT

Dear Sir,

TRANSFER OF DECEMBER 2020 CRUDE OIL & GAS REVENUE INTO FIRS PPT ACCOUNT AS JV PPT

Upon receipt of this mandate, please pay into the **FIRS PETROLEUM PROFIT TAX ACCOUNT No. 0020259061068** with **CENTRAL BANK OF NIGERIA**, the sum of **NGN21,338,400,601.93** (Twenty One Billion Three Hundred Thirty Eight Million Four Hundred Thousand Six Hundred One Naira and Ninety Three Kobo).

Kindly debit the **CBN/NNPC CRUDE OIL REVENUE A/C No. 3000004941** with **CENTRAL BANK OF NIGERIA** and advise us immediately the payment is effected.

Yours faithfully,

For: NIGERIAN NATIONAL PETROLEUM CORPORATION

1st Signatory.....

2nd Signatory.....

Name.....

Name.....

cc: Accountant General of the Federation
Funds Division

14E

Uman
pls process
14/1/21

GFAD/CBN/O&GRFN/21/1/R4

January 13, 2021

CENTRAL BANK OF NIGERIA
received by:
13 JAN 2021
Name/Id: Chigere, L. Omeke
Signature: [Signature]



www.nnpcgroup.com

Telephone: 09 - 46081000

The Director,
Banking Services Department
Central Bank of Nigeria,
Central Business District,
Garki, Abuja.

NIGERIAN NATIONAL PETROLEUM CORPORATION

CENTRAL BUSINESS DISTRICT, HERBERT MACAULAY WAY, P.M.B 190, GARKI, ABUJA.

H/BSS

P/S. Trust
J 13/1

GFAD/CBN/O&GRFN/21/1/R16

January 13, 2021

ATTENTION: SENIOR MANAGER, DOM. ACCOUNT

Dear Sir,

JOINT VENTURE CASH CALL FUNDING FOR DECEMBER 2020

Upon receipt of this mandate, please pay into the **CBN/JV CASH CALL ACCOUNT No. 0230157141134** with **CENTRAL BANK OF NIGERIA**, the sum of **NGN67,689,370,676.63 (Sixty Seven Billion Six Hundred Eighty Nine Million Three Hundred Seventy Thousand Six Hundred Seventy Six Naira and Sixty Three Kobo).**

Kindly debit the **CBN/NNPC CRUDE OIL REVENUE A/C No. 3000004941** with **CENTRAL BANK OF NIGERIA** and advise us immediately the payment is effected.

Yours faithfully,

For: NIGERIAN NATIONAL PETROLEUM CORPORATION

1st Signatory.....

2nd Signatory.....

Name.....

Adeayo Segun

Name.....

Adeyemi Adetunji

cc: Accountant General of the Federation
Funds Division

14F

Uman
Pls, Process
Shel
14/1/21

13 JAN 2021
Chifere Amek
Signature



www.nnpcgroup.com

Telephone: 09 - 46081000

NIGERIAN NATIONAL PETROLEUM CORPORATION

CENTRAL BUSINESS DISTRICT, HERBERT MACAULAY WAY, P.M.B 190, GARKI, ABUJA.

H/ BSSD
As Head
J13

GFAD/CBN/O&GRFN/21/1/R17

January 13, 2021

The Director,
Banking Services Department
Central Bank of Nigeria,
Central Business District,
Garki, Abuja.

13 JAN 2021

Chigere I. Amel

ATTENTION: SENIOR MANAGER, DOM. ACCOUNT

Dear Sir,

TRANSFER OF DECEMBER 2020 CRUDE OIL & GAS REVENUE INTO PRE-EXPORT FINANCE ACCOUNT

Upon receipt of this mandate, please pay into the **CBN NNPC GTR SINKING FUND ACCOUNT No. 0020536161032 with CENTRAL BANK OF NIGERIA**, the sum of **NGN2,465,548,788.34 (Two Billion Four Hundred Sixty Five Million Five Hundred Forty Eight Thousand Seven Hundred Eighty Eight Naira and Thirty Four Kobo)**.

Kindly debit the **CBN/NNPC CRUDE OIL REVENUE A/C No. 3000004941 with CENTRAL BANK OF NIGERIA** and advise us immediately the payment is effected.

Yours faithfully,

For: **NIGERIAN NATIONAL PETROLEUM CORPORATION**

1st Signatory.....

Adedapo Segun

2nd Signatory.....

Adeyemi Adetunji

Name.....

Adedapo Segun

Name.....

ADEYEMI ADETUNJI

cc: Accountant General of the Federation
Funds Division

14G

Uman
pls. process
14/1/21



www.nnpcgroup.com

Telephone: 09 - 46081000

NIGERIAN NATIONAL PETROLEUM CORPORATION

CENTRAL BUSINESS DISTRICT, HERBERT MACAULAY WAY, P.M.B 190, GARKI, ABUJA.

H/BSN
Y/1/1/21
J 13/4

GFAD/CBN/O&GRFN/21/1/R5

January 13, 2021

The Director,
Banking Services Department
Central Bank of Nigeria,
Central Business District,
Garki, Abuja.

ATTENTION: SENIOR MANAGER, DOM. ACCOUNT

Dear Sir,

TRANSFER OF DECEMBER 2020 CRUDE OIL & GAS REVENUE INTO FIRS CITA ACCOUNT AS JV CITA

Upon receipt of this mandate, please pay into the **FIRS COMPANY INCOME TAX ACCOUNT No. 0020054141247** with **CENTRAL BANK OF NIGERIA**, the sum of **NGN3,382,820,178.59** (Three Billion Three Hundred Eighty Two Million Eight Hundred Twenty Thousand One Hundred Seventy Eight Naira and Fifty Nine Kobo).

Kindly debit the **CBN/NNPC CRUDE OIL REVENUE A/C No. 3000004941** with **CENTRAL BANK OF NIGERIA** and advise us immediately the payment is effected.

Yours faithfully,

For: **NIGERIAN NATIONAL PETROLEUM CORPORATION**

1st Signatory.....

2nd Signatory.....

Name.....

Name.....

cc: Accountant General of the Federation
Funds Division

14#

Uman
PS, process
14/1/21

TABLE 1
CENTRAL BANK OF NIGERIA, ABUJA.
BALANCES OF FEDERATION REVENUE ACCOUNTS (DOMESTIC OIL & NON - OIL)

S/N	ACCOUNT NAME	ACCOUNT NO.	AMOUNT (N) NOV. 2020.	AMOUNT (N) DEC. 2020.	VARIANCE
A NON - OIL REVENUE					
1	IMPORT DUTY	3000008035	77,416,655,262.88	69,103,590,949.51	(8,313,064,313.37)
2	EXCISE DUTY	3000008042	13,638,113,662.64	13,233,243,828.73	(404,869,833.91)
3	FEES ACCT	3000008059	1,559,900,313.84	973,462,887.78	(586,437,426.06)
4	AUCTION SALES	3000007928	8,516,736.49	12,579,982.63	4,063,246.14
5	2008-2012 CET SPECIAL LEVY	3000008286	9,080,200,961.58	6,719,383,829.20	(2,360,817,132.38)
6	PENALTY CHARGES	3000007997	1,986.37	2,514.07	527.70
7	COMPANY INCOME TAX	3000002174	73,395,502,111.07	89,542,032,685.57	16,146,530,574.50
	TOTAL		175,098,891,034.87	179,584,296,677.49	4,485,405,642.62
B OIL REVENUE					
8	MISCELLANEOUS OIL REVENUE	3000002198	769,165,412.06	562,144,352.66	(207,021,059.40)
9	GAS SALES ROYALTY	3000055761	27,065,025,863.64	61,404,364,100.28	34,339,338,236.64
10	PETROLEUM PROFIT TAX (Local)	3000091156	15,374,364,364.80	-	(15,374,364,364.80)
	SUB - TOTAL (A+B)		218,307,446,675.37	241,550,805,130.43	23,243,358,455.06
C VALUE ADDED TAX					
11	VALUE ADDED TAX	3000008468	156,753,299,870.84	171,357,889,365.20	14,604,589,494.36
	GRAND TOTAL (B+C)		375,060,746,546.21	412,908,694,495.63	37,847,947,949.42

Prepared by: 

Checked by: 

Authorised by: 

Source: Banking Services Department, Abuja

15

15

TABLE 3
CENTRAL BANK OF NIGERIA, ABUJA.
NIGERIAN CUSTOMS REVENUE INTO FEDERATION ACCOUNT
JANUARY - DECEMBER 2020

MONTHS	IMPORT DUTY	EXCISE DUTY	FEES	AUCTION SALES	PENALTY CHARGES	2008-2012 CET SPECIAL LEVY	TOTAL
	N	N	N	N	N	N	N
JANUARY	62,354,061,858.93	12,545,841,353.31	803,334,707.77	16,370,538.96	4,217.93	4,749,961,854.96	80,469,574,531.86
FEBRUARY	54,132,849,621.96	8,942,446,235.34	1,252,128,563.17	24,595,915.20	5,008.16	3,364,361,493.77	67,716,386,837.60
MARCH	62,861,578,624.23	8,813,797,504.30	1,142,323,537.17	12,738,619.80	7,447.07	3,987,195,054.38	76,817,640,786.95
APRIL	46,195,502,952.33	7,305,592,028.49	434,145,177.02	2,513,245.80	3,593.86	4,078,546,640.05	58,016,303,637.55
MAY	51,503,036,173.66	11,989,007,163.11	604,474,331.13	44,099,081.81	816.37	3,154,076,446.43	67,264,694,012.51
JUNE	63,803,951,340.52	13,118,574,408.84	839,220,918.98	13,029,328.62	11,982.56	3,753,739,289.28	81,528,527,268.80
JULY	61,325,039,001.39	6,002,157,754.59	873,662,786.68	17,663,576.70	4,154.22	4,082,522,136.89	72,301,049,410.47
AUGUST	69,047,693,474.09	8,764,231,067.12	2,743,462,103.47	34,210,441.54	5,285.84	5,318,224,261.03	85,927,826,633.09
SEPTEMBER	68,689,886,866.41	9,573,625,234.59	1,675,469,810.16	9,923,083.16	9,888.81	3,467,701,940.32	83,416,616,823.45
OCTOBER	54,659,918,938.78	6,575,441,783.63	640,796,174.73	6,468,750.67	3,037.17	4,510,310,271.65	66,392,938,956.63
NOVEMBER	77,416,665,262.88	13,638,113,662.64	1,559,900,313.84	8,516,738.49	1,986.37	9,080,200,961.58	101,703,388,923.80
DECEMBER	69,103,590,949.51	13,233,243,828.73	973,462,887.78	12,579,982.63	2,514.07	6,719,383,829.20	90,042,263,991.92
TOTAL	741,093,766,064.69	120,492,072,024.69	13,542,381,311.90	202,709,301.38	59,932.43	56,266,224,179.54	931,597,211,814.63

Prepared by:

Sidi

Checked by:

ATM

Authorised by:

Abdurrahman

Source: Banking Services Department, CBN, Abuja

15A

15A

TABLE 6
CENTRAL BANK OF NIGERIA, ABUJA
SOLID MINERALS REVENUE COLLECTION
JANUARY - DECEMBER 2020
ACCOUNT NO 3000034179

MONTHS	AMOUNT (N) N' MILLION	TOTAL N' MILLION
JANUARY	401,574,249.46	401,574,249.46
FEBRUARY	588,388,848.19	588,388,848.19
MARCH	469,035,437.83	469,035,437.83
APRIL	200,587,353.30	200,587,353.30
MAY	348,767,947.15	348,767,947.15
JUNE	244,873,659.77	244,873,659.77
JULY	664,418,863.81	664,418,863.81
AUGUST	520,892,651.30	520,892,651.30
SEPTEMBER	509,525,055.31	509,525,055.31
OCTOBER	532,203,473.91	532,203,473.91
NOVEMBER	468,205,785.93	468,205,785.93
DECEMBER	534,505,648.03	534,505,648.03
TOTAL	5,482,978,973.99	5,482,978,973.99

Note: The cumulative balance as at 31st Dec, 2020, stood at N5,470,543,182.31 and fund is pending distribution.

Meanwhile, the sum of N8,887,109,360.22 was distributed to 3 tiers of government in the month of April, 2020

Prepared by: 

Checked by:  Authorised by: 

Source: Banking Services Department, CBN, Abuja

15B

15B

The receipts for the month were derived from the following sources:-

SN	DESCRIPTION	Dec 2020	Nov 2020	VARIANCE
MINERAL REVENUE				
1	(C) LESS PAYMENTS(JVC CRUDE)	-67,689,370,676.63	-87,321,936,534.67	19,632,566,858.04
2	(D) MISCELLANEOUS OIL REVENUE	1,433,927,120.66	2,642,034,596.06	-1,208,107,475.40
3	GAS RECEIPTS (EXPORT)	4,631,692,906.80	11,398,557,240.00	-6,766,864,333.20
4	LESS PRE-EXPORT FINANCING COST	-2,465,548,788.34	-5,000,000,000.00	2,534,451,211.66
5	GAS SALES ROYALTY DPR	61,404,364,100.28	27,062,525,863.64	34,341,838,236.64
6	ROYALTIES (GAS)	1,280,334,628.80	1,856,315,491.20	-575,980,862.40
7	TRANSFER TO DPR JV ROYALTY	-21,612,881,277.40	-27,880,640,857.33	6,267,759,579.93
8	LESS REFINERY REHABILITATION	-8,333,333,333.33	-8,333,333,333.33	0.00
9	TRANSFER TO FIRS JV PPT & GAS	-21,338,400,601.93	-36,230,580,406.34	14,892,179,804.41
10	DPR JV ROYALTY	21,612,881,277.40	27,880,640,857.33	-6,267,759,579.93
11	FIRS JV PPT & GAS	21,338,400,601.93	36,230,580,406.34	-14,892,179,804.41
12	Crude Oil Receipts Export	8,901,559,972.80	7,479,639,910.80	1,421,920,062.00
13	Domestic Crude Oil Receipts	136,249,810,038.06	169,738,344,813.61	-33,488,534,775.55
14	LESS FIRS JV CITA	-3,382,820,178.59	-2,063,931,584.49	-1,318,888,594.10
15	Cost of Collection - DPR	-6,358,482,831.55	-3,983,845,101.66	-2,374,637,729.89
16	(1) PETROLEUM PROFIT TAX (PPT)	41,883,675,534.00	56,895,728,068.80	-15,012,052,534.80
17	(11) ROYALTY (CRUDE)	60,737,916,931.20	58,132,430,834.40	2,605,486,096.80
18	(111) RENT	1,257,638,004.00	269,957,084.40	987,680,919.60
19	(IV) PENALTY FOR GAS FLARED	5,795,021,433.60	6,035,174,254.80	-240,152,821.20
20	0.05% POLICE COMMISSION DED MINERAL REVENUE	-904,007,839.27	-1,193,957,533.53	289,949,694.26
21	13% Derivation Refund to Oil Producing States	-23,920,441,326.36	-23,920,441,326.36	0.00
		<u>210,521,935,696.13</u>	<u>209,693,262,743.67</u>	<u>828,672,952.46</u>
NON MINERAL REVENUE				
22	(1) CUSTOMS & EXCISE DUTIES,ETC.	90,042,263,991.92	101,703,388,923.72	-11,661,124,931.80
23	Cost Of Collection - NCS	-6,302,508,921.00	-7,119,237,224.66	816,728,303.66
24	LESS REFUNDS ON COST OF COLLECTION - FIRS	-100,000,000.00	-100,000,000.00	0.00
25	(B) COMPANIES INCOME TAX ETC.	105,510,144,642.57	95,962,352,156.79	9,547,792,485.78
26	Cost Of Collection - FIRS	-4,259,560,026.79	-3,881,778,025.25	-377,782,001.54
27	LESS REFUNDS - FIRS 2020	0.00	-4,000,000,000.00	4,000,000,000.00
28	LESS REFUNDS - NCS & FIRS	-4,006,422,257.85	0.00	-4,006,422,257.85
29	0.05% POLICE COMMISSION DED NON MINERAL REVENUE	-1,301,437,558.20	-988,328,705.40	-313,108,852.80
		<u>179,582,479,870.65</u>	<u>181,576,397,125.20</u>	<u>-1,993,917,254.55</u>
		<u>390,104,415,566.78</u>	<u>391,269,659,868.87</u>	<u>-1,165,244,302.09</u>
OTHER MINERAL REVENUE				
30	EXCHANGE DIFFERENCE	3,482,211,727.20	0.00	3,482,211,727.20
31	AUGMENTATION REVENUE	6,897,245,697.88	7,867,542,492.03	-970,296,794.15
		<u>10,379,457,425.08</u>	<u>7,867,542,492.03</u>	<u>2,511,914,933.05</u>
OTHER NON-MINERAL REVENUE				
32	EXCHANGE DIFFERENCE NON MINERAL REVENUE	349,591,438.29	0.00	349,591,438.29
		<u>349,591,438.29</u>	<u>0.00</u>	<u>349,591,438.29</u>

<i>SN</i>	<i>DESCRIPTION</i>	<i>Dec 2020</i>	<i>Nov 2020</i>	<i>VARIANCE</i>
	<u>VAT</u>			
33	VAT FOR DISTRIBUTION	171,357,889,365.00	156,786,299,870.84	14,571,589,494.16
34	Cost Of Collection - FIRS & NCS (VAT)	-6,854,315,574.60	-6,271,451,994.83	-582,863,579.77
35	3%VAT FOR NORTH EAST COMMISSION	-5,140,736,680.95	-4,703,588,996.13	-437,147,684.82
		<u>159,362,837,109.45</u>	<u>145,811,258,879.88</u>	<u>13,551,578,229.57</u>
		<u>170,091,885,972.82</u>	<u>153,678,801,371.91</u>	<u>16,413,084,600.91</u>
		<u>560,196,301,539.60</u>	<u>544,948,461,240.78</u>	<u>15,247,840,298.82</u>
<u>GRAND TOTAL</u>				

TOTAL AMOUNT FOR DISTRIBUTION

AGENCY'S COLLECTION			GROSS AMOUNT		DEDUCTIONS		TOTAL NET	
1	1NON MINERAL REVENUE FIRS CURRENT MONTH		105,510,144,642.57		5,660,997,584.99		99,849,147,057.58	
2	MINERAL REVENUE DPR CURRENT MONTH		131,909,202,218.54		14,691,816,164.88		117,217,386,053.66	
3	MINERAL REVENUE FIRS CURRENT MONTH		41,883,675,534.00		0.00		41,883,675,534.00	
4	NON MINERAL REVENUE NCS		90,042,263,991.92		10,308,931,178.85		79,733,332,813.07	
5	MINERAL REVENUE DEDUCTION		0.00		23,920,441,326.36		-23,920,441,326.36	
6	MINERAL REVENUE NNPC CURRENT MONTH		192,734,344,796.99		117,393,029,362.16		75,341,315,434.83	
7	VAT		562,079,631,184.02		171,975,215,617.24		390,104,415,566.78	
			171,357,889,365.00		11,995,052,255.55		159,362,837,109.45	
			733,437,520,549.02		183,970,267,872.79		549,467,252,676.23	

DISTRIBUTION AMONG THE THREE TIERS OF GOVERNMENTS

BENEFICIARY	MINERAL REVENUE	NON-MINERAL REV	TOTAL SR4	TOTAL VAT	TOTAL
1.Federal Government	45.0535%	94,847,403,976.71	52.68%	94,604,050,365.86	189,451,454,372.57
State Governments	22.8517%	48,107,870,809.75	26.72%	47,984,438,621.44	96,092,309,431.19
Local Governments	17.6177%	37,089,151,896.74	20.60%	36,993,990,853.35	74,083,142,750.09
13% Derivation Share	14.4771%	30,477,509,012.92	0.00%	0.00	30,477,509,012.92
Grand Total	100%	210,521,935,696.13	100%	179,582,479,870.65	390,104,415,566.78

FGN SHARE OF OIL AND NON OIL REVENUE FROM COLLECTING AGENCIES


	RATE	NNPC	NCS	CIT OTHERS	DPR	PPT	VAT	TOTAL
FCT-ABUJA	1.00	655,469,444	797,333,328	998,491,471	1,019,791,259	364,387,977	1,593,628,371	5,429,101,850
Federal Government	48.50	31,790,268,048	38,670,666,414	48,426,836,323	49,439,876,045	17,672,816,892	22,310,797,195	208,331,260,917
FGN share of Derivation	1.00	655,469,444	797,333,328	998,491,471	1,019,791,259	364,387,977	1,593,628,371	5,429,101,850
Stabilization Account	0.50	327,734,722	398,666,664	499,245,735	509,895,629	182,193,989	1,917,736,739	3,835,473,479
Development of Natural R	1.68	1,101,188,666	1,339,519,991	1,677,465,671	1,713,249,315	612,171,802	0	6,443,595,444
	52.68	34,530,130,325	42,003,519,726	52,600,530,670	53,722,603,507	19,195,958,636	23,904,425,566	225,957,168,430

OFFICE OF THE ACCOUNTANT GENERAL OF THE FEDERATION

Detailed Computation based on the Allocation of Revenue (Fed. A/c, etc)

Modification Order 2002

FEDERATION ACCOUNT: December.2020



			<u>Dec 2020</u>	<u>Nov 2020</u>	INCREASE/DECREASE
			=N=	=N=	=N=
1	TOTAL FUNDS AVAILABLE FOR DISTRIBUTION		413,336,835,001.44	412,536,806,459.37	800,028,542.07
2	4%	Cost of Collection - FIRS	-4,259,560,026.79	-3,881,778,025.25	-377,782,001.54
3	7%	Cost of Collection - NCS	-6,302,508,921.00	-7,119,237,224.66	816,728,303.66
4	FIRS REFUND		-4,106,422,257.85	-4,100,000,000.00	-6,422,257.85
5	4%	Cost of Collection - DPR	-6,358,482,831.55	-3,983,845,101.66	-2,374,637,729.89
6	0.05%	POLICE COMMISSION DEDUCTION AT SO	-2,205,445,397.47	-2,182,286,238.93	-23,159,158.54
TOTAL FUNDS AVAILABLE FOR DISTRIBUTI			390,104,415,566.78	391,269,659,868.87	-1,165,244,302.09
BENEFICIARY			MINERAL REVENUE	NON-MINERAL REV	TOTAL SHARED IN Dec 2020
1			Local Governments	20.6000%	TOTAL SHARED IN Nov 2020
		17.6177%	37,089,151,896.74	36,993,990,853.35	74,083,142,750.09
					74,345,374,937.99
2	State Governments		22.8517%	48,107,870,809.75	26.7200%
				47,984,438,621.44	96,092,309,431.19
					96,432,447,492.39
3	Federal Government		45.0535%	94,847,403,976.71	52.6800%
				94,604,050,395.86	189,451,454,372.57
					190,122,055,909.39
4	13% Derivation Share		14.4771%	30,477,509,012.92	0.0000%
				0.00	30,477,509,012.92
					30,369,781,529.10

Page 18

DISTRIBUTION OF FCN SHARE OF STATUTORY REVENUE

SN	BENEFICIARY	RATE	FGNSHARE	DEDUCTIONS	NET
1	1. Federal Government	48.5	174,419,049,678.62	-54,954,000,765.56	119,465,048,913.06
2	1.46% Deriv. & Ecology FGN Share	1	3,596,269,065.54	0.00	3,596,269,065.54
3	FCT-ABUJA	1	3,596,269,065.54	-56,566,861.38	3,539,702,204.16
4	0.72% STABILIZATION ACCOUNT	0.5	1,798,134,532.77	0.00	1,798,134,532.77
5	3.0% DEVELOPMENT OF NATURAL RESOU	1.68	6,041,732,030.10	0.00	6,041,732,030.10
		52.68	189,451,454,372.57	-55,010,567,626.94	134,440,886,745.63

DISTRIBUTION OF ADDITIONAL REVENUES (NET) FOR THE MONTH

BENEFICIARY	Forex Equalisation	Exchange Gain Difference	Forex Equalisation	GOOD & VALUABLE CONSIDERATION	OTHERNONMIN	Forex Equalisation	DISTRIBUTION OF SOLIDMINERAL	TOTAL
1. Federal Government	3,161,118,059.27	1,780,118,119.65	0.00	0.00	0.00	0.00	0.00	4,941,236,178.92
13% Derivation Share	896,641,940.72	452,687,524.54	0.00	0.00	0.00	0.00	0.00	1,349,329,465.26
State Governments	1,603,361,323.91	902,899,699.26	0.00	0.00	0.00	0.00	0.00	2,506,261,023.17
Local Governments	1,236,124,373.97	696,097,822.04	0.00	0.00	0.00	0.00	0.00	1,932,222,196.01
	6,897,245,697.88	3,831,803,165.49	0.00	0.00	0.00	0.00	0.00	10,729,048,863.37


Page 19

Page 20

DESCRIPTION	<u>Dec 2020</u>	<u>Nov 2020</u>	INCREASE/DECREASE
1.Federal Government	14	22,310,797,195.32	20,413,576,243.18
			1,897,220,952.14
FCT-ABUJA	1	1,593,628,371.09	1,458,112,588.80
	15.00	23,904,425,566.42	21,871,688,831.98
			2,032,736,734.44

OFFICE OF THE ACCOUNTANT GENERAL OF THE FEDERATION

FEDERATION ACCOUNT INCOME DISTRIBUTION FOR THE YEAR 2021 STATUTORY REVENUE



MONTH 1	FED ACCT 2	AUGMENTATION 3	TOTAL ACTUAL 4= 2+3	BUDGET 5	BUDGET VARIANCE 6= 4-5	EXCHANGE GAIN DIFF	OTHER REVENUE SHARED
01 January	409,330,412,743.59	N6,897,245,697.88	416,227,658,441.47	475,912,000,000.00	-59,684,341,558.53	3,831,803,165.49	0.00
	<u>409,330,412,743.59</u>	<u>N6,897,245,697.88</u>	<u>416,227,658,441.47</u>	<u>475,912,000,000.00</u>	<u>-59,684,341,558.53</u>	<u>3,831,803,165.49</u>	<u>0.00</u>

Page 21

TRANSFER TO EXCESS CRUDE, PPT AND ROYALTY ACCOUNT FOR THE MONTH: DECEMBER, 2020						
SNO	DATE	DESCRIPTION	FOREIGN EXCESS CRUDE	EXCESS PPT & ROYALTY	TOTAL	CUMM BALANCE
			US\$	US\$	US\$	US\$
1	1-Jan-20	Balance b/f	63,395,382.97	261,572,550.83	324,967,933.80	324,967,933.80
2	28-Jan-20	Accrued Interest on Funds - December, 2019	305,494.49	119,762.14	425,256.63	325,393,190.43
3	28-Jan-20	Payment of professional fee to Messers Lucius E. Nwosu SAN & Partners	-	(4,000,000.00)	(4,000,000.00)	321,393,190.43
4	14-Feb-20	Accrued Interest on Funds - January, 2020	302,258.15	118,493.34	420,751.49	321,813,941.92
5	14-Feb-20	Transfer to Nigeria Sovereign Investment Authority for Investment		(250,000,000.00)	(250,000,000.00)	71,813,941.92
6	20-Mar-20	Accrued Interest on Funds - February, 2020	292,246.34	114,568.56	406,814.90	72,220,756.82
7	14-May-20	Accrued Interest on Funds - March, 2020	132,016.81	51,619.73	183,636.54	72,404,393.36
8	14-May-20	Accrued Interest on Funds - April, 2020	1,101.88	1,296.36	2,398.24	72,406,791.60
9	13-Jul-20	Accrued Interest on Funds - May, 2020	10.00	150.96	160.96	72,406,952.56
10	18-Aug-20	Accrued Interest on Funds - June, 2020	33.75	509.49	543.24	72,407,495.80
11	18-Aug-20	Accrued Interest on Funds - July, 2020	38.75	584.97	623.72	72,408,119.52
12	15-Sep-20	Accrued Interest on Funds - August, 2020	38.75	584.97	623.72	72,408,743.24
13	13-Oct-20	Accrued Interest on Funds - September, 2020	37.50	566.10	603.60	72,409,346.84
14	17-Nov-20	Accrued Interest on Funds - October, 2020	38.75	584.97	623.72	72,409,970.56
15	14-Dec-20	Accrued Interest on Funds - November, 2020	37.50	566.10	603.60	72,410,574.16
		Total	64,428,736.64	7,981,838.52	72,410,574.16	
			Check1		-	
			Check2		-	

Page 22

Page 22

Domestic Excess Crude Oil Proceeds: December, 2020					
S/n	Date	Description	2020		Cumul Balance
			Receipt	Payment	
			n/le	n/le	n/le
1	01/01/2020	Balance b/f	6,286,698,025.28	-	6,286,698,025.28
2	15/01/2020	Comprehensive Reconciliation of Overpayment of 13% Derivation Indices from Nov. 2005 to June, 2009 - Bayelsa State refund (28/11/16)	69,464,593.00		6,356,162,618.28
3	15/01/2020	Comprehensive Reconciliation November, 2005 - June, 2010 - Bayelsa state Refund (28/11/16)	30,120,221.00		6,386,282,839.28
4	15/02/2020	Comprehensive Reconciliation of Overpayment of 13% Derivation Indices from Nov. 2005 to June, 2009 - Bayelsa State refund (27/11/16)	69,464,593.00		6,455,747,432.28
5	15/02/2020	Comprehensive Reconciliation November, 2005 - June, 2010 - Bayelsa state Refund (27/11/16)	30,120,221.00		6,485,867,653.28
6	17/02/2020	Comprehensive Reconciliation of Overpayment of 13% Derivation Indices from Nov. 2005 to June, 2009 - Bayelsa State refund (28/11/16)	69,464,593.00		6,555,332,246.28
7	17/02/2020	Comprehensive Reconciliation November, 2005 - June, 2010 - Bayelsa state Refund (28/11/16)	30,120,221.00		6,585,452,467.28
8	20/04/2020	Comprehensive Reconciliation of Overpayment of 13% Derivation Indices from Nov. 2005 to June, 2009 - Bayelsa State refund (28/11/16)	69,464,593.00		6,654,917,060.28
9	20/04/2020	Comprehensive Reconciliation November, 2005 - June, 2010 - Bayelsa state Refund (28/11/16)	30,120,221.00		6,685,037,281.28
10	14/05/2020	Comprehensive Reconciliation of Overpayment of 13% Derivation Indices from Nov. 2005 to June, 2009 - Bayelsa State refund (20/11/16)	69,464,593.00		6,754,501,874.28
11	14/05/2020	Comprehensive Reconciliation November, 2005 - June, 2010 - Bayelsa state Refund (20/11/16)	30,120,221.00		6,784,622,095.28
12	16/06/2020	Comprehensive Reconciliation of Overpayment of 13% Derivation Indices from Nov. 2005 to June, 2009 - Bayelsa State refund (13/11/16)	69,464,593.00		6,854,086,688.28
13	16/06/2020	Comprehensive Reconciliation November, 2005 - June, 2010 - Bayelsa state Refund (13/11/16)	30,120,221.00		6,884,206,909.28
14	16/07/2020	Comprehensive Reconciliation of Overpayment of 13% Derivation Indices from Nov. 2005 to June, 2009 - Bayelsa State refund (13/11/16)	69,464,593.00		6,953,671,502.28
15	16/07/2020	Comprehensive Reconciliation November, 2005 - June, 2010 - Bayelsa state Refund (13/11/16)	30,120,221.00		6,983,791,723.28
16	18/08/2020	Comprehensive Reconciliation of Overpayment of 13% Derivation Indices from Nov. 2005 to June, 2009 - Bayelsa State refund (13/11/16)	69,464,593.00		7,053,256,316.28
17	18/08/2020	Comprehensive Reconciliation November, 2005 - June, 2010 - Bayelsa state Refund (13/11/16)	30,120,221.00		7,083,376,537.28
18	27/08/2020	Payment of Judgement debt to the Association of Local Governments of Nigeria (ALGON) to be refunded by 586 LGCS for a period of 48 months		4,400,000,000.00	2,683,376,537.28
19	27/08/2020	Payment of Judgement debt to Edwards and Partners Law Firm to be refunded by 586 LGCS for a period of 48 months		840,516,186.21	1,842,860,351.07
20	15/09/2020	Comprehensive Reconciliation of Overpayment of 13% Derivation Indices from Nov. 2005 to June, 2009 - Bayelsa State refund (13/11/16)	69,464,593.00		1,912,324,944.07
21	15/09/2020	Comprehensive Reconciliation November, 2005 - June, 2010 - Bayelsa state Refund (13/11/16)	30,120,221.00		1,942,445,165.07
22	13/10/2020	Comprehensive Reconciliation of Overpayment of 13% Derivation Indices from Nov. 2005 to June, 2009 - Bayelsa State refund (13/11/16)	69,464,593.00		2,011,909,758.07
23	13/10/2020	Comprehensive Reconciliation November, 2005 - June, 2010 - Bayelsa state Refund (13/11/16)	30,120,221.00		2,042,029,979.07
24	17/11/2020	Comprehensive Reconciliation of Overpayment of 13% Derivation Indices from Nov. 2005 to June, 2009 - Bayelsa State refund (28/11/16)	69,464,593.00		2,111,404,572.07
25	17/11/2020	Comprehensive Reconciliation November, 2005 - June, 2010 - Bayelsa state Refund (28/11/16)	30,120,221.00		2,141,614,793.07
26	14/12/2020	Comprehensive Reconciliation of Overpayment of 13% Derivation Indices from Nov. 2005 to June, 2009 - Bayelsa State refund (27/11/16)	69,464,593.00		2,211,079,386.07
27	14/12/2020	Comprehensive Reconciliation November, 2005 - June, 2010 - Bayelsa state Refund (27/11/16)	30,120,221.00		2,241,199,607.07
28	19/01/2021	Comprehensive Reconciliation of Overpayment of 13% Derivation Indices from Nov. 2005 to June, 2009 - Bayelsa State refund (28/11/16)	69,464,593.00		2,310,664,200.07
29	19/01/2021	Comprehensive Reconciliation November, 2005 - June, 2010 - Bayelsa state Refund (28/11/16)	30,120,221.00		2,340,784,421.07
	Total		7,681,300,607.28	5,240,516,186.21	

Note that the sum of -N=28, 700,000,000.00 was borrowed to make payments to States upon the resolution of London Club Debts buy back and Exit

Exchange Difference December, 2020						
S/n	DATE	REF. NO.	DETAILS	Receipt	Payment	Cumm Balance
				=N=	=N=	=N=
1	01/01/2020		Balance b/f	-		-
2	15/01/2020	FD/FA/2020/Vol. 3	Exchange Gain Difference in December, 2019	1,179,666,153.89		1,179,666,153.89
3	15/01/2020	FD/FA/2020/Vol. 3	Distribution of =N=1,179,666,153.89 to the three tiers of Government being exchange gain for December, 2019		1,179,666,153.89	-
4	15/02/2020	FD/FA/2020/Vol. 3	Exchange Gain Difference in January, 2020	1,044,865,317.98		1,044,865,317.98
5	15/02/2020	FD/FA/2020/Vol. 3	Distribution of =N=1,044,865,317.98 to the three tiers of Government being exchange gain for January, 2020		1,044,865,317.98	-
6	17/03/2020	FD/FA/2020/Vol. 3	Exchange Gain Difference in February, 2020	757,944,503.61		757,944,503.61
7	17/03/2020	FD/FA/2020/Vol. 3	Distribution of =N=757,944,503.61 to the three tiers of Government being exchange gain for February, 2020		757,944,503.61	-
8	21/04/2020	FD/FA/2020/Vol. 3	Exchange Gain Difference in March, 2020	62,983,314,219.42		62,983,314,219.42
9	21/04/2020	FD/FA/2020/Vol. 3	Distribution of =N=62,983,314,219.42 to the three tiers of Government being exchange gain for March, 2020		62,983,314,219.42	-
10	14/05/2020	FD/FA/2020/Vol. 3	Exchange Gain Difference in April, 2020	27,315,300,159.59		27,315,300,159.59
11	14/05/2020	FD/FA/2020/Vol. 3	Distribution of =N=27,315,300,159.59 to the three tiers of Government being exchange gain for April, 2020		27,315,300,159.59	-
12	16/06/2020	FD/FA/2020/Vol. 3	Exchange Gain Difference in May, 2020	28,468,710,945.45		28,468,710,945.45
13	16/06/2020	FD/FA/2020/Vol. 3	Distribution of =N=28,468,710,945.45 to the three tiers of Government being exchange gain for May, 2020		28,468,710,945.45	-
14	16/07/2020	FD/FA/2020/Vol. 3	Exchange Gain Difference in June, 2020	42,832,478,596.93		42,832,478,596.93
15	16/07/2020	FD/FA/2020/Vol. 3	Distribution of =N=42,832,478,596.93 to the three tiers of Government being exchange gain for June, 2020		42,832,478,596.93	-
16	18/01/2021	FD/FA/2020/Vol. 3	Exchange Gain Difference in December, 2020	3,831,803,165.49		3,831,803,165.49
17	18/01/2021	FD/FA/2020/Vol. 3	Distribution of =N=3,831,803,165.49 to the three tiers of Government being exchange gain for December, 2020		3,831,803,165.49	-
			Total	168,414,083,062.36	168,414,083,062.36	

Non-Oil Excess Revenue Account for December, 2020

S/n	DATE	REF. NO.	DETAILS	Receipt	Payment	Cumm Balance
				=N=	=N=	=N=
1	01/01/2020		Balance b/f	-	-	-
2	15/01/2020	42730/RS/Vol. 133	Transfer of Savings from December, 2019 Non Oil Revenue (FAAC Withheld Account)	16,298,000,000.00	-	16,298,000,000.00
3	26/02/2020	42730/RS/Vol. 133	Distribution of =N=16,298,000,000.00 to the three tiers		16,298,000,000.00	-
4	16/07/2020	42730/RS/Vol. 133	Transfer of Savings from June, 2020 Non Oil Revenue (FAAC Withheld Account)	95,000,000,000.00		95,000,000,000.00
5	17/07/2020	42730/RS/Vol. 135	Distribution of =N=50,000,000,000.00 to the three tiers		50,000,000,000.00	45,000,000,000.00
6	13/10/2020	42730/RS/Vol. 135	Distribution of =N=45,000,000,000.00 to the three tiers		45,000,000,000.00	-
			Total	111,298,000,000.00	111,298,000,000.00	

Note that the sum of =N=48,438,019,698.18 was borrowed to make payments to States upon the resolution of London Club Debt buy back Exit.

23A

Oil Excess Revenue Account December, 2020

S/n	DATE	REF. NO.	DETAILS	Receipt =N=	Payment =N=	Cumm Balance =N=
1	01/01/2020		Balance b/f	67,990,026.62	-	67,990,026.62
2	21/04/2020		Transfer of Excess Oil Revenue (March, 2020)	119,500,000,000.00	-	119,567,990,026.62
3	21/04/2020		Payment of 13% Derivation of ₦119,500,000,000.00 to Oil Producing States		15,535,000,000.00	104,032,990,026.62
4	14/05/2020		Distribution of ₦N=103,965,000,000.00 to the three tiers of Govt.		103,965,000,000.00	67,990,026.62
			Total	119,567,990,026.62	119,500,000,000.00	

Note that the sum of =N=2,834,278,720.30 was borrowed to make payments to States upon the resolution of London Club Debts buy back and Exit.

23b

Amount Withheld by NNPC

December, 2020

S/n	Date	DETAILS	Crude cost =N=	Amount Paid into Federation Account =N=	Certified Subsidy Claims =N=	Amount Withheld =N=	Cumulative =N=
1	17/05/2012	Balance Payable by NNPC from Sales of Domestic Crude Cost in January, 2012	240,854,004,675.79	134,071,903,477.70		106,782,101,258.09	106,782,101,258.09
2	18/06/2012	Balance Payable by NNPC from Sales of Domestic Crude Cost in February, 2012	234,378,956,017.79	126,152,558,750.00		168,226,397,267.79	275,008,578,525.88
3	18/07/2012	Balance Payable by NNPC from Sales of Domestic Crude Cost in March, 2012	274,055,549,352.85	95,456,024,951.00		179,579,513,401.85	455,638,091,957.74
4	14/08/2012	Balance Payable by NNPC from Sales of Domestic Crude Cost in April, 2012	234,574,767,564.43	137,132,558,750.00		97,442,199,814.43	551,039,290,742.17
5	17/08/2012	Part Refund by NNPC		143,059,400,000.00		(143,059,400,000.00)	407,950,890,742.17
6	13/09/2012	Balance Payable by NNPC from Sales of Domestic Crude Cost in May, 2012	191,320,421,477.18	112,714,558,750.00		79,205,862,727.18	487,166,743,459.35
7	17/10/2012	Balance Payable by NNPC from Sales of Domestic Crude Cost in June, 2012	152,715,267,463.49	111,434,558,750.00		41,280,698,713.49	528,447,442,182.84
8	12/11/2012	Balance Payable by NNPC from Sales of Domestic Crude Cost in July, 2012	220,095,951,093.46	113,232,558,750.00		106,863,392,343.46	635,310,834,526.30
9	10/12/2012	Balance Payable by NNPC from Sales of Domestic Crude Cost in August, 2012	235,159,575,323.59	97,087,558,750.00		138,072,006,573.59	774,382,841,059.89
10	14/01/2013	Balance Payable by NNPC from Sales of Domestic Crude Cost in September, 2012	274,043,362,129.93	112,398,558,750.00		161,644,793,379.93	936,027,634,479.82
11	13/02/2013	Part Refund by NNPC from Domestic Crude Oil Cost for the month of August, 2012		6,000,000,000.00		(6,000,000,000.00)	930,027,634,479.82
12	13/02/2013	Balance Payable by NNPC from Sales of Domestic Crude Cost in October, 2012	203,477,717,504.12	112,535,508,750.00		90,942,108,754.12	1,020,969,743,233.94
13	12/03/2013	Balance Payable by NNPC from Sales of Domestic Crude Cost in November, 2012	181,708,957,582.95	109,332,558,750.00		72,376,388,832.95	1,093,346,132,066.89
14	10/04/2013	Balance Payable by NNPC from Sales of Domestic Crude Cost in December, 2012	307,569,348,918.75	127,192,558,750.00		180,476,786,168.75	1,273,822,912,235.64
15	14/05/2013	Balance Payable by NNPC from Sales of Domestic Crude Cost in January, 2013	348,355,376,739.41	132,383,358,750.00		165,972,007,989.41	1,439,794,920,225.05
16	12/06/2013	Balance Payable by NNPC from Sales of Domestic Crude Cost in February, 2013	177,916,557,507.04	112,392,558,750.00		65,533,988,757.04	1,505,328,908,982.09
17	17/07/2013	Balance Payable by NNPC from Sales of Domestic Crude Cost in March, 2013	267,847,550,771.72	112,392,558,750.00		155,454,992,021.72	1,660,793,991,003.81
18	12/08/2013	Balance Payable by NNPC from Sales of Domestic Crude Cost in April, 2013	160,891,650,856.39	105,193,558,750.00		55,698,092,106.39	1,716,491,983,110.20
19	11/09/2013	Balance Payable by NNPC from Sales of Domestic Crude Cost in May, 2013	188,987,749,787.25	116,392,558,750.00		72,605,181,031.25	1,789,097,164,141.45
20	27/09/2013	Part Refund by NNPC		75,000,000,000.00		(75,000,000,000.00)	1,714,097,164,141.45
21	09/10/2013	Balance Payable by NNPC from Sales of Domestic Crude Cost in June, 2013	220,390,148,986.75	122,392,558,750.00		98,007,580,236.75	1,812,104,744,378.24
22	12/11/2013	Balance Payable by NNPC from Sales of Domestic Crude Cost in July, 2013	193,756,033,063.15	112,392,558,750.00		81,363,464,313.15	1,893,468,208,691.39
23	12/12/2013	Balance Payable by NNPC from Sales of Domestic Crude Cost in August, 2013	202,780,332,241.95	142,002,528,750.00		60,777,803,491.95	1,954,266,012,183.35
24	13/01/2014	Balance Payable by NNPC from Sales of Domestic Crude Cost in September, 2013	203,448,297,554.66	122,392,558,750.00		81,055,728,804.66	2,035,331,740,998.01
25	12/02/2014	Balance Payable by NNPC from Sales of Domestic Crude Cost in October, 2013	209,354,355,941.65	124,702,558,750.00		84,651,788,191.65	2,119,993,529,179.66
26	12/03/2014	Balance Payable by NNPC from Sales of Domestic Crude Cost in November, 2013	220,300,587,004.57	125,493,558,699.00		94,807,018,306.57	2,214,800,647,456.23
27	14/04/2014	Balance Payable by NNPC from Sales of Domestic Crude Cost in December, 2013	236,099,030,944.29	123,697,558,750.00		112,401,462,194.29	2,327,262,099,650.52
28	13/05/2014	Balance Payable by NNPC from Sales of Domestic Crude Cost in January, 2014	192,784,135,075.79	115,420,040,620.00		77,364,095,455.79	2,404,626,105,136.31
29	16/06/2014	Balance Payable by NNPC from Sales of Domestic Crude Cost in February, 2014	249,697,818,131.92	123,290,500,000.00		126,457,318,131.92	2,531,083,423,268.23
30	14/07/2014	Balance Payable by NNPC from Sales of Domestic Crude Cost in March, 2014	190,885,255,601.98	124,759,978,750.00		66,115,276,741.99	2,597,199,700,010.21
31	15/08/2014	Balance Payable by NNPC from Sales of Domestic Crude Cost in April, 2014	177,428,791,038.15	91,519,978,885.00		85,908,812,153.15	2,683,107,512,163.36
32	15/09/2014	Balance Payable by NNPC from Sales of Domestic Crude Cost in May, 2014	260,899,559,297.90	92,905,165,705.00		167,994,372,591.90	2,851,101,894,755.26
33	14/10/2014	Balance Payable by NNPC from Sales of Domestic Crude Cost in June, 2014	205,454,925,151.10	98,619,978,450.00		106,834,846,701.10	2,957,936,731,456.36
34	21/10/2014	Part refund by NNPC from Sales of Domestic Crude Cost in June, 2014		30,000,650,000.00		(30,000,650,000.00)	2,927,936,081,456.36
35	14/11/2014	Balance Payable by NNPC from Sales of Domestic Crude Cost in July, 2014	146,625,743,354.40	110,394,106,451.61		36,231,636,902.79	2,964,167,718,359.15
36	15/12/2014	Balance Payable by NNPC from Sales of Domestic Crude Cost in August, 2014	248,475,900,644.93	88,469,605,451.61		160,006,294,193.32	3,124,174,012,552.47
37	24/12/2014	Part refund by NNPC from Sales of Domestic Crude Cost in August, 2014		55,601,250,000.00		(55,601,250,000.00)	3,068,572,762,552.47
38	14/01/2015	Balance Payable by NNPC from Sales of Domestic Crude Cost in September, 2014	239,384,510,690.52	132,379,605,451.61		166,004,904,238.91	3,234,577,666,791.38
39	17/02/2015	Balance Payable by NNPC from Sales of Domestic Crude Cost in October, 2014	193,396,589,831.32	125,839,605,234.61		67,556,984,596.71	3,302,134,651,388.09
40	23/02/2015	Part refund Payable by NNPC from Sales of Domestic Crude Cost in October, 2014		4,418,649,542.00		(4,418,649,542.00)	3,297,716,001,846.09
41	17/03/2015	Balance Payable by NNPC from Sales of Domestic Crude Cost in November, 2014	140,359,919,840.92	72,127,787,317.01		68,232,132,523.91	3,365,948,134,370.00
42	15/04/2015	Balance Payable by NNPC from Sales of Domestic Crude Cost in December, 2014	130,766,721,631.42	84,619,605,451.61		46,167,115,179.81	3,412,115,249,549.81
43	27/04/2015	Part refund Payable by NNPC from Sales of Domestic Crude Cost in Dec., 2014		9,489,735,440.00		(9,489,735,440.00)	3,402,625,524,109.81
44	13/05/2015	Balance Payable by NNPC from Sales of Domestic Crude Cost in January, 2015	107,447,511,535.89	81,021,606,451.61		26,425,905,084.28	3,429,051,429,199.09
45	12/06/2015	Balance Payable by NNPC from Sales of Domestic Crude Cost in February, 2015	161,316,709,513.75	95,693,106,451.61		65,623,603,062.14	3,494,675,022,256.23
46	22/07/2015	Balance Payable by NNPC from Sales of Domestic Crude Cost in March, 2015	149,222,813,260.86	93,539,606,451.61		55,683,205,809.25	3,550,358,239,065.48
47	20/08/2015	Balance Payable by NNPC from Sales of Domestic Crude Cost in April, 2015	129,233,855,135.39	86,903,606,451.61		60,250,248,683.78	3,610,608,487,749.26
48	16/09/2015	Balance Payable by NNPC from Sales of Domestic Crude Cost in May, 2015	152,353,935,609.76	67,339,606,451.61		85,014,329,158.15	3,695,622,816,907.41
49	26/10/2015	Balance Payable by NNPC from Sales of Domestic Crude Cost in June, 2015	132,525,859,853.83	64,521,911,665.83		68,003,948,188.00	3,763,626,755,095.41
50	24/11/2015	Balance Payable by NNPC from Sales of Domestic Crude Cost in July, 2015	157,782,872,916.76	78,418,991,743.17		79,363,881,173.59	3,842,990,646,269.00

Amount Withheld by NNPC December, 2020							
S/n	Date	DETAILS	Crude cost	Amount Paid into Federation Account	Certified Subsidy Claims	Amount Withheld	Cummulative
			=N=	=N=	=N=	=N=	=N=
101	15/01/2020	Balance Payable by NNPC from Sales of Domestic Crude Cost in September, 2019	206,689,605,698.85	170,675,544,792.02		36,014,060,876.53	1,983,930,399,535.97
102	15/02/2020	Balance Payable by NNPC from Sales of Domestic Crude Cost in October, 2019	184,491,641,934.49	133,995,380,877.12		50,496,261,057.37	2,034,426,650,593.34
103	17/03/2020	Balance Payable by NNPC from Sales of Domestic Crude Cost in November, 2019	171,542,269,396.33	142,295,419,657.76		29,246,849,728.57	2,063,673,510,321.91
104	20/04/2020	Balance Payable by NNPC from Sales of Domestic Crude Cost in December, 2019	190,350,757,121.60	144,614,473,001.58		45,736,284,120.02	2,109,409,794,441.93
105	14/05/2020	Balance Payable by NNPC from Sales of Domestic Crude Cost in January, 2020	222,491,790,074.89	123,069,557,029.83		99,422,233,045.06	2,208,832,027,486.99
106	15/06/2020	Balance Payable by NNPC from Sales of Domestic Crude Cost in February, 2020	184,094,273,158.92	106,086,615,087.69		78,007,658,071.23	2,286,839,685,558.22
107	16/07/2020	Balance Payable by NNPC from Sales of Domestic Crude Cost in March, 2020	71,282,116,493.67	58,779,549,852.78		12,502,566,640.89	2,299,342,252,199.11
108	18/09/2020	Balance Payable by NNPC from Sales of Domestic Crude Cost in April, 2020	68,716,229,385.52	70,154,161,783.92		1,438,932,398.30	2,297,903,319,800.81
109	15/09/2020	Balance Payable by NNPC from Sales of Domestic Crude Cost in May, 2020	46,515,873,525.84	47,419,014,669.08		903,141,143.24	2,297,000,178,657.57
110	13/10/2020	Balance Payable by NNPC from Sales of Domestic Crude Cost in June, 2020	89,859,477,931.92	88,533,555,463.06		6,674,077,531.14	2,290,326,101,126.43
111	17/11/2020	Balance Payable by NNPC from Sales of Domestic Crude Cost in July, 2020	135,663,375,224.88	135,349,129,151.17		314,246,073.71	2,290,640,347,200.14
112	15/12/2020	Balance Payable by NNPC from Sales of Domestic Crude Cost in August, 2020	169,638,595,079.04	169,738,344,813.61		99,749,734.57	2,290,640,697,486.57
113	16/01/2021	Balance Payable by NNPC from Sales of Domestic Crude Cost in September, 2020	129,687,646,285.69	136,249,810,038.06		6,562,163,772.37	2,293,978,433,693.20
	Total		18,061,292,934,529.80	11,750,944,802,475.00	4,026,369,698,361.67	6,310,348,132,054.87	

Page 23C

Good and Valuable Consideration Account DECEMBER, 2020

S/n	DATE	REF. NO.	DETAILS	Receipts	Payments	Cumm Balance
				\$	\$	\$
1	02/07/2019	PI/PLNG/RGA/123/Vol.3/53	Receipts through Signature Bonus Account - February, 2014	100,000,000.00		100,000,000.00
2	02/07/2019	PI/PLNG/RGA/123/Vol.3/53	Receipts through Signature Bonus Account - May, 2018	50,000,000.00		150,000,000.00
3	02/07/2019	PI/PLNG/RGA/123/Vol.3/53	Receipts through Signature Bonus Account- January, 2019	54,221,624.00		204,221,624.00
4	02/07/2019	PI/PLNG/RGA/123/Vol.3/53	Receipts through Signature Bonus Account- February, 2019	40,762,610.00		244,984,234.00
5	02/07/2019	PI/PLNG/RGA/123/Vol.3/53	Receipts through Signature Bonus Account- March, 2019	66,729,490.00		311,713,724.00
6	02/07/2019	PI/PLNG/RGA/123/Vol.3/53	Receipts through Signature Bonus Account- April, 2019	23,387,660.00		335,101,384.00
7	02/07/2019	PI/PLNG/RGA/123/Vol.3/53	4% Cost of Collection		13,404,055.36	321,697,328.64
8	02/09/2019	PI/PLNG/RGA/123/Vol.3/73	Transfer to Federation Account for sharing to the three tiers of Government		298,438,385.69	23,258,942.95
9	02/09/2019	PI/PLNG/RGA/123/Vol.3/73	Receipts - May, 2019	58,036,940.00		81,295,882.95
10	02/09/2019	PI/PLNG/RGA/123/Vol.3/73	Receipts - June, 2019	53,373,120.00		134,669,002.95
11	02/09/2019	PI/PLNG/RGA/123/Vol.3/73	Receipts - July, 2019	23,160,120.00		157,829,122.95
12	26/09/2019	PI/PLNG/RGA/123/Vol.3/76	Receipts - August, 2019 (Part)	5,839,470.00		163,668,592.95
13	13/12/2019	FAAC Report, Nov., 2019	Receipts - October, 2019 (part)	19,266,600.00		182,935,192.95
14	23/12/2019	FD/FA/343/Vol.1	Transfer of =N=15Billion to Federation Account for sharing to the three tiers of Government		46,153,846.15	136,781,346.80
15	31/12/2019	PI/PLNG/123/Vol.3/168	Receipts - August, 2019 (Balance)	30,607,810.00		167,389,156.80
16	31/12/2019	PI/PLNG/123/Vol.3/168	Receipts - September, 2019	10,000,000.00		177,389,156.80
17	31/12/2019	PI/PLNG/123/Vol.3/168	Receipts - October, 2019 (part)	100,000,000.00		277,389,156.80
18	31/12/2019	PI/PLNG/123/Vol.3/168	Receipts - October, 2019 (Balance)	12,479,400.00		289,868,556.80
19	17/03/2020	FD/FA/343/Vol.1	Transfer of \$289,868,556.80 to Forex Equalisation for payment of PAYE to States		289,868,556.80	-
			Total	647,864,844.00	647,864,844.00	0.00

Police Trust Fund Account DECEMBER, 2020

S/n	DATE	REF. NO.	DETAILS	Receipt	Payment	Cumm Balance
				=N=	=N=	=N=
1	01/06/2020		Balance b/f	-	-	-
2	16/06/2020	42730/RS/Vol. 135	0.5% Deduction from Federation Account Revenue for the month of May, 2020 distributed in June, 2020	2,217,182,965.00	-	2,217,182,965.00
3	16/07/2020	42730/RS/Vol. 136	0.5% Deduction from Federation Account Revenue for the month of June, 2020 distributed in July, 2020	2,836,790,470.25		5,053,973,435.25
4	17/08/2020	42730/RS/Vol. 136	0.5% Deduction from Federation Account revenue for the month of July, 2020 distributed in August, 2020	2,700,579,185.13		7,754,552,620.38
5	15/09/2020	42730/RS/Vol. 136	0.5% Deduction from Federation Account revenue for the month of August, 2020 distributed in September, 2020	2,659,151,545.29		10,413,704,165.67
6	13/10/2020	42730/RS/Vol. 136	0.5% Deduction from Federation Account revenue for the month of September, 2020 distributed in October, 2020	1,707,505,486.58		12,121,209,652.25
7	17/11/2020	42730/RS/Vol. 137	0.5% Deduction from Federation Account revenue for the month of October, 2020 distributed in November, 2020	1,890,742,981.42		14,011,952,633.67
8	15/12/2020	42730/RS/Vol. 138	0.5% Deduction from Federation Account revenue for the month of November, 2020 distributed in December, 2020	2,182,286,238.93		16,194,238,872.60
9	18/01/2021	42730/RS/Vol. 138	0.5% Deduction from Federation Account revenue for the month of December, 2020 distributed in January, 2021	2,205,445,397.47		18,399,684,270.07
			Total	18,399,684,270.07	-	18,399,684,270.07

236

STATEMENT OF 0.5% STABILIZATION FUND ACCOUNT AS AT DECEMBER, 2020

S/N	Date	REF. NO	DETAILS	Allocation N	Cumulative Total N
1	01/11/2020	42730/RS/135/DF	Bal b/f	44,633,745,793.50	44,633,745,793.50
2	17/11/2020	42730/RS/135/DF	October 2020 Allocation Refund of overpayment of Revised 13% Derivation Indices for Bayelsa State from August 2008 to December 2009 (35th of 117 Installments). Deduction from Statutory Allocation of the State	1,577,401,520.75	46,211,147,314.25
3	17/11/2020	42730/RS/135/DF	Distribution of = N=72,000,000,000.00 released by the Federal Government being FGN intervention fund to the three tiers of Govt	28,784,136.55	46,239,931,450.80
4	17/11/2020	42730/RS/135/DF	Distribution of = N=7,392,815,729.98 from Forex Equalisation Account to the three tiers of Govt	313,200,000.00	46,553,131,450.80
5	17/11/2020	42730/RS/135/DF	Distribution of = N=1,001,331,932.80 from Excess Bank Charges to the three tiers of Govt	32,158,748.43	46,585,290,199.23
6	17/11/2020	42730/RS/135/DF	Distribution of = N=50,000,000,000.00 being distribution from Non-Oil Revenue Account for the month of July, 2020 to the three tiers of Govt	5,006,659.66	46,590,296,858.89
7	18/11/2020	42730/RS/135/DF	Distribution of = N=20,000,000,000.00 from Stabilisation Account to the three tiers of Govt	250,000,000.00	46,840,296,858.89
8	20/11/2020	42730/RS/135/DF	Distribution of = N=20,000,000,000.00 from Stabilisation Account to the three tiers of Govt	100,000,000.00	46,940,296,858.89
9	20/11/2020	42730/RS/135/DF	Released to Nigerian Sovereign Investment Authority (NSIA) approved by Mr. President as 25% of monthly allocation accruing into Stabilisation Account in September, 2020	(20,000,000,000.00)	26,940,296,858.89
10	20/11/2020	42730/RS/135/DF	November 2020 Allocation	(506,941,732.21)	26,433,355,126.68
11	17/11/2020	42730/RS/135/DF	Refund of overpayment of Revised 13% Derivation Indices for Bayelsa State from August 2008 to December 2009 (36th of 117 Installments). Deduction from Statutory Allocation of the State	1,804,499,391.70	28,237,854,518.38
12	15/12/2020	42730/RS/135/DF	Distribution of = N=7,867,542,492.03 from Forex Equalisation Account to the three tiers of Govt	28,784,136.55	28,266,638,654.93
13	15/12/2020	42730/RS/135/DF	(NSIA) approved by Mr. President as 25% of monthly allocation accruing into Stabilisation Account in November, 2020	34,223,809.84	28,300,862,464.77
14	18/12/2020	42730/RS/135/DF	Primary approved by National Economic Council (NEC) as estimate for Federation Account Allocation Committee (FAAC) meetings and other related activities for the year 2020	(459,680,800.39)	27,841,181,664.38
15	22/12/2020	42730/RS/135/DF	December 2020 Allocation	(885,503,800.00)	26,955,677,864.38
16	19/01/2021	42730/RS/135/DF	Distribution of = N=3,831,803,165.49 from Exchange Gain Difference to the three tiers of Govt	1,798,134,532.77	28,753,812,397.15
17	19/01/2021	42730/RS/135/DF	Distribution of = N=6,897,245,697.88 from Forex Equalisation Account to the three tiers of Govt	16,895,578.20	28,770,707,975.35
18	19/01/2021	42730/RS/135/DF	Total	30,003,018.79	28,800,710,994.14

STATEMENT OF 1.68% DEVELOPMENT OF NATURAL RESOURCES FUND ACCOUNT AS AT DECEMBER, 2020.

S/N	Date	REF. NO	DETAILS	Allocation N	Cumulative Total N
1	01/11/2020	FD/FA/124/VOL.XX/D(F)	Bel. b/f	154,330,148,024.79	154,330,148,024.79
2	16/11/2020	FD/FA/124/VOL.XX/D(F)	Approved by Mr. President as the 2nd tranche out of the three tranches of the total sum of =N= 15,830,000,000.00 to finance critical qualifying projects in 2019-2020	(5,276,666,666.66)	149,053,481,358.13
3	17/11/2020	FD/FA/124/VOL.XX/D(F)	October, 2020 Allocation Distribution of = N=72,000,000,000.00 released by the Federal Government being FGN intervention fund to the three tiers of Govt	5,300,069,109.72	154,353,550,467.85
4	17/11/2020	FD/FA/124/VOL.XX/D(F)	Distribution of = N=7,392,815,729.98 from Forex	1,052,352,000.00	155,405,902,467.85
5	17/11/2020	FD/FA/124/VOL.XX/D(F)	Equalisation Account to the three tiers of Govt	108,053,394.71	155,513,955,862.56
6	17/11/2020	FD/FA/124/VOL.XX/D(F)	Distribution of = N=1,001,331,932.80 from Excess Bank	16,822,376.47	155,530,778,239.03
7	18/11/2020	FD/FA/124/VOL.XX/D(F)	Changes to the three tiers of Govt Revenue Account for the month of July, 2020 to the three tiers of Govt	840,000,000.00	156,370,778,239.03
8	20/11/2020	FD/FA/124/VOL.XX/D(F)	Distribution of = N=20,000,000,000.00 from Stabilisation Account to the three tiers of Govt Being Exchange Rate difference of the sum of \$41.94 Million (= N=12,823,155,000.00 - N=12,806,379,000.00) approved by Mr. President for the completion of Ilesha water supply and sanitation project in Osun State	336,000,000.00	156,706,778,239.03
9	08/12/2020	FD/FA/124/VOL.XX/D(F)	November, 2018 November, 2020 Allocation	(16,776,000.00)	156,690,002,239.03
10	15/12/2020	FD/FA/124/VOL.XX/D(F)	Distribution of = N=7,867,542,492.03 from Forex	6,063,117,956.11	162,753,120,195.14
11	15/12/2020	FD/FA/124/VOL.XX/D(F)	Equalisation Account to the three tiers of Govt	114,992,001.06	162,868,112,196.20
12	30/12/2020	FD/FA/124/VOL.XX/D(F)	Being balance of fourth quarter 2020 Internal security Requirements for Armed Forces of Nigeria.	(11,273,809,368.18)	151,594,302,828.02
13	30/12/2020	FD/FA/124/VOL.XX/D(F)	Approved by Mr. President as the 3rd tranche of 25% of refund of unremitted PAY AS YOU EARN(PAYE) of Federal Government Agencies residing in the States.	(61,962,884,668.74)	89,631,418,159.28
14	19/01/2021	FD/FA/124/VOL.XX/D(F)	December, 2020 Allocation	6,041,732,030.10	95,673,150,189.38
15	19/01/2021	FD/FA/124/VOL.XX/D(F)	Distribution of = N=3,831,803,165.49 from Exchange Gain Difference to the three tiers of Govt.	56,769,142.77	95,729,919,332.15
16	19/01/2021	FD/FA/124/VOL.XX/D(F)	Distribution of = N=6,897,245,697.88 from Forex Equalisation Account to the three tiers of Govt.	100,810,143.12	95,830,729,475.27
Total				95,830,729,475.27	

Page 25

DBS

GROSS ALLOCATION OF STATUTORY REVENUE TO STATE GOVERNMENTS

S/NO	STATE	EQUALITY (40%)	INDICES ON POPULATION (%)	POPULATION (30%)	LAND MASS TERRAIN (10%)	SOCIAL DEV. FACTOR (10%)	INTERNAL REV. EFFORT (10%)	TOTAL
1	ABIA	1,067,692,327.01	0.001639	589,583,826.01	156,779,631.36	241,945,735.00	314,838,092.98	2,372,839,612.36
2	ADAMAWA	1,067,692,327.01	0.001833	659,090,249.77	333,965,706.07	249,227,707.20	214,317,308.85	2,524,293,298.90
3	AKWA IBOM	1,067,692,327.01	0.002268	815,558,238.16	168,436,430.23	271,938,624.36	224,125,738.38	2,547,751,358.15
4	ANAMBRA	1,067,692,327.01	0.002419	870,027,990.62	156,335,171.64	236,633,696.04	187,875,167.28	2,519,564,332.59
5	BAUCHI	1,067,692,327.01	0.002688	966,648,404.65	391,346,715.58	363,564,484.95	241,868,375.23	3,031,120,307.42
6	BAYELSA	1,067,692,327.01	0.000995	354,365,801.37	182,089,493.15	255,491,112.30	382,528,751.52	2,242,167,485.36
7	BENUE	1,067,692,327.01	0.002441	877,769,547.69	294,991,247.36	287,126,665.14	314,291,444.83	2,841,871,232.04
8	BORNO	1,067,692,327.01	0.002401	863,612,249.49	523,595,017.25	372,057,343.64	321,429,107.72	3,148,386,045.12
9	CROSS RIVER	1,067,692,327.01	0.001671	601,019,134.97	245,204,477.15	247,352,360.83	386,917,555.16	2,548,185,885.15
10	DELTA	1,067,692,327.01	0.002371	852,627,346.12	222,494,320.94	248,389,999.79	181,752,698.08	2,572,956,691.94
11	EBONYI	1,067,692,327.01	0.001257	452,174,131.12	166,624,350.51	243,555,282.46	337,016,389.04	2,267,062,450.14
12	EDO	1,067,692,327.01	0.001862	659,540,283.51	236,818,616.26	236,817,772.35	159,574,402.02	2,369,443,601.16
13	EKITI	1,067,692,327.01	0.001379	496,010,348.97	163,869,646.80	191,588,859.40	346,621,777.83	2,265,783,160.01
14	ENUGU	1,067,692,327.01	0.001884	677,646,751.92	173,022,845.47	243,079,445.65	386,964,410.73	2,548,405,780.79
15	GOMBE	1,067,692,327.01	0.001362	489,699,885.85	226,330,484.46	234,198,566.75	368,940,640.55	2,386,861,894.62
16	IMO	1,067,692,327.01	0.002276	818,614,546.93	160,228,489.47	276,426,625.35	311,714,389.31	2,634,676,378.07
17	JIGAWA	1,067,692,327.01	0.002516	904,690,903.35	260,073,271.16	256,227,860.01	343,154,466.75	2,833,838,448.28
18	KADUNA	1,067,692,327.01	0.003509	1,262,084,720.10	369,538,493.42	354,685,485.49	266,170,789.79	3,320,171,615.81
19	KANO	1,067,692,327.01	0.006428	1,952,176,812.92	243,346,742.96	430,091,452.73	328,130,281.75	4,019,437,617.36
20	KATSINA	1,067,692,327.01	0.003351	1,206,085,216.93	262,426,335.72	335,784,624.10	243,961,266.69	3,114,949,760.45
21	KEBBI	1,067,692,327.01	0.001874	673,762,653.86	328,308,838.06	289,702,960.76	316,290,615.18	2,675,757,384.87
22	KOGI	1,067,692,327.01	0.001897	682,054,901.57	286,238,241.77	281,019,212.70	483,705,513.42	2,800,710,196.47
23	KWARA	1,067,692,327.01	0.001372	493,280,246.19	311,470,446.07	216,354,535.14	166,883,868.61	2,255,681,423.03
24	LAGOS	1,067,692,327.01	0.006214	1,875,171,396.18	151,519,227.47	278,989,210.82	21,303,659.03	3,394,675,820.52
25	NASSARAWA	1,067,692,327.01	0.001078	387,634,859.23	274,306,052.92	219,933,925.35	387,323,636.66	2,336,890,801.16
26	NIGER	1,067,692,327.01	0.002285	821,807,953.75	516,197,804.89	280,721,163.26	315,212,937.42	3,001,632,185.33
27	OGUN	1,067,692,327.01	0.002157	775,591,763.65	221,158,101.30	210,571,967.70	79,232,743.61	2,354,246,893.27
28	ONDO	1,067,692,327.01	0.001991	715,869,023.00	215,164,454.08	189,177,958.47	171,007,157.46	2,335,910,920.02
29	OSUN	1,067,692,327.01	0.001980	712,230,619.62	180,076,616.39	246,242,191.48	104,847,113.71	2,311,088,868.22
30	OYO	1,067,692,327.01	0.003235	1,163,271,559.41	279,335,275.22	256,073,775.23	75,812,288.09	2,842,185,224.97
31	PLATEAU	1,067,692,327.01	0.001839	661,297,757.25	274,024,482.58	286,660,867.24	356,492,681.43	2,646,166,105.50
32	RIVERS	1,067,692,327.01	0.003000	1,078,768,189.90	187,339,550.89	230,010,397.29	169,054,842.66	2,732,865,507.76
33	SOKOTO	1,067,692,327.01	0.002139	769,121,942.24	307,903,458.01	299,216,013.61	352,806,711.09	2,792,740,451.97
34	TARABA	1,067,692,327.01	0.001331	478,644,040.99	444,840,639.27	256,839,921.83	183,954,909.17	2,440,971,838.27
35	YOBE	1,067,692,327.01	0.001343	482,982,705.43	375,726,547.82	285,848,104.85	304,076,933.83	2,516,326,618.95
36	ZAMFARA	1,067,692,327.01	0.001866	678,176,636.65	315,101,319.40	199,684,983.84	261,032,297.25	2,521,687,664.15

Page 26

GROSS ALLOCATION OF STATUTORY REVENUE TO STATE GOVERNMENTS

S/NO	STATE	EQUALITY (40%) POPULATION (%)	INDICES ON POPULATION (%)	POPULATION (30%)	LAND MASS TERRAIN (10%)	SOCIAL DEV. FACTOR (10%)	INTERNAL REV. EFFORT (10%)	TOTAL
		38,436,923,772.48	0.080160	28,827,692,829.36	9,609,230,943.12	9,609,230,943.12	9,609,230,943.12	96,092,309,431.19

FEDERATION ACCOUNT: December,2020

ALLOCATION TO STATE GOVERNMENTS (SOCIAL DEVELOPMENT FACTOR)

S/NO	STATE	PRIMARY ENROLMENT 24%	DIRECT SEC/COMMERCIAL ENROLMT 8%	INVERSE SEC/COMMERCIAL ENROLMENT 8%	HOSPITAL BEDS 30%	WATER SUPPLY SPREAD 15%	RAINFALL PROPORTION 15%	TOTAL						
1	ABIA	0.000132	47,330,486.02	0.000066	23,691,731.71	0.000021	99,597,886.16	0.000021	7,595,427.14	0.000111	40,038,462.26	241,945,735.00	1	
2	ADAMAWA	0.000133	47,983,296.73	0.000057	20,375,685.70	0.000167	60,303,327.26	0.000167	60,151,249.56	0.000111	40,038,462.26	249,227,707.20	2	
3	AKWA IBOm	0.000322	115,647,849.11	0.000052	18,578,633.33	0.000029	18,578,633.33	0.000191	68,602,579.53	0.000029	10,492,466.81	0.000111	40,038,462.26	3
4	ANAMBRA	0.000165	59,215,692.41	0.000063	22,708,685.91	0.000021	22,708,685.91	0.000232	83,500,080.30	0.000021	7,462,089.23	0.000111	40,038,462.26	4
5	BAUCHI	0.000287	103,302,147.79	0.000085	30,608,500.17	0.000215	30,608,500.17	0.000227	81,641,322.15	0.000215	77,365,552.41	0.000111	40,038,462.26	5
6	BAYELSA	0.000142	50,993,640.51	0.000044	15,730,977.01	0.000041	15,730,977.01	0.000329	118,418,669.82	0.000041	14,586,385.68	0.000111	40,038,462.26	6
7	BENUE	0.000255	91,853,283.55	0.000065	23,294,640.60	0.000135	23,294,640.60	0.000167	60,186,726.19	0.000135	48,458,911.95	0.000111	40,038,462.26	7
8	BORNO	0.000219	78,678,306.68	0.000069	24,688,933.64	0.000325	24,688,933.64	0.000242	86,922,664.50	0.000325	117,040,042.91	0.000111	40,038,462.26	8
9	CROSS RIVER	0.000157	56,503,113.30	0.000053	19,099,043.95	0.000093	19,099,043.95	0.000220	79,089,816.49	0.000093	33,522,880.88	0.000111	40,038,462.26	9
10	DELTA	0.000125	45,098,927.95	0.000061	22,107,654.37	0.000074	22,107,654.37	0.000257	92,327,466.81	0.000074	26,709,834.02	0.000111	40,038,462.26	10
11	EBONYI	0.000174	62,469,986.12	0.000043	15,383,087.10	0.000028	15,383,087.10	0.000279	100,331,786.98	0.000028	9,948,842.89	0.000111	40,038,462.26	11
12	EDO	0.000105	37,838,811.70	0.000061	22,109,409.50	0.000085	22,109,409.50	0.000234	84,014,495.76	0.000085	30,707,182.62	0.000111	40,038,462.26	12
13	EKITI	0.000099	35,775,977.75	0.000042	15,019,084.52	0.000025	15,019,084.52	0.000213	76,613,756.58	0.000025	9,122,491.78	0.000111	40,038,462.26	13
14	ENUGU	0.000184	66,271,698.11	0.000057	20,453,486.90	0.000033	20,453,486.90	0.000234	83,993,920.11	0.000033	11,868,391.38	0.000111	40,038,462.26	14
15	GOMBE	0.000114	41,030,975.94	0.000066	23,579,719.85	0.000077	23,579,719.85	0.000217	78,108,995.77	0.000077	27,860,683.07	0.000111	40,038,462.26	15
16	IMO	0.000210	75,358,963.76	0.000075	27,033,270.28	0.000022	27,033,270.28	0.000275	98,932,574.20	0.000022	8,030,084.58	0.000111	40,038,462.26	16
17	JIGAWA	0.000174	62,658,954.75	0.000038	13,765,460.87	0.000106	13,765,460.87	0.000250	90,016,022.17	0.000106	37,983,519.09	0.000111	40,038,462.26	17
18	KADUNA	0.000293	105,445,648.19	0.000102	36,681,453.61	0.000197	36,681,453.61	0.000181	65,015,382.06	0.000197	70,823,085.76	0.000111	40,038,462.26	18
19	KANO	0.000341	122,647,564.83	0.000141	50,606,429.96	0.000092	50,606,429.96	0.000370	133,227,005.07	0.000092	32,965,560.63	0.000111	40,038,462.26	19
20	KATSINA	0.000341	122,532,812.06	0.000096	34,394,173.11	0.000108	34,394,173.11	0.000183	65,755,565.11	0.000108	38,689,438.45	0.000111	40,038,462.26	20
21	KEBBI	0.000168	60,539,423.42	0.000057	20,618,929.54	0.000163	20,618,929.54	0.000249	89,433,016.84	0.000163	58,454,189.15	0.000111	40,038,462.26	21
22	KOGI	0.000251	90,377,997.40	0.000059	21,396,423.64	0.000127	21,396,423.64	0.000172	61,976,895.48	0.000127	45,833,010.27	0.000111	40,038,462.26	22
23	KWARA	0.000086	31,069,212.64	0.000032	11,442,473.53	0.000148	11,442,473.53	0.000192	68,959,241.61	0.000148	53,402,671.56	0.000111	40,038,462.26	23
24	LAGOS	0.000108	38,924,617.42	0.000081	29,055,065.69	0.000015	29,055,065.69	0.000360	136,498,693.78	0.000015	5,417,305.98	0.000111	40,038,462.26	24
25	NASSARAWA	0.000178	63,942,080.92	0.000035	12,442,667.82	0.000117	12,442,667.82	0.000136	48,814,692.91	0.000117	42,253,353.61	0.000111	40,038,462.26	25
26	NIGER	0.000146	52,597,988.01	0.000038	13,839,838.13	0.000319	13,839,838.13	0.000127	45,584,157.52	0.000319	114,820,879.20	0.000111	40,038,462.26	26
27	OGUN	0.000083	29,831,104.87	0.000041	14,856,806.86	0.000073	14,856,806.86	0.000235	84,679,808.72	0.000073	26,308,968.13	0.000111	40,038,462.26	27
28	ONDO	0.000139	49,834,618.91	0.000042	15,112,480.48	0.000068	15,112,480.48	0.000124	44,569,042.37	0.000068	24,510,873.96	0.000111	40,038,462.26	28
29	OSUN	0.000170	61,034,761.59	0.000047	17,007,302.26	0.000039	17,007,302.26	0.000270	97,169,840.45	0.000039	13,984,522.65	0.000111	40,038,462.26	29
30	OYO	0.000210	75,594,648.31	0.000067	24,165,127.85	0.000122	24,165,127.85	0.000134	48,348,288.65	0.000122	43,762,120.30	0.000111	40,038,462.26	30
31	PLATEAU	0.000199	71,652,924.36	0.000068	24,602,241.70	0.000117	24,602,241.70	0.000232	83,556,104.71	0.000117	42,168,882.51	0.000111	40,038,462.26	31
32	RIVERS	0.000094	33,970,828.29	0.000074	26,581,079.57	0.000045	26,581,079.57	0.000241	86,675,744.60	0.000045	16,163,403.01	0.000111	40,038,462.26	32
33	SOKOTO	0.000177	63,739,396.28	0.000063	22,788,904.02	0.000146	22,788,904.02	0.000260	93,527,771.89	0.000146	52,332,575.14	0.000111	40,038,462.26	33
34	TARABA	0.000198	71,278,517.96	0.000021	7,591,055.13	0.000260	7,591,055.13	0.000128	45,927,101.83	0.000260	93,413,729.52	0.000111	40,038,462.26	34
35	YOBE	0.000154	55,222,771.07	0.000048	17,086,743.51	0.000202	17,086,743.51	0.000233	83,733,282.43	0.000202	72,680,102.08	0.000111	40,038,462.26	35
36	ZAMFARA	0.000078	27,976,387.64	0.000028	10,241,273.63	0.000152	10,241,273.63	0.000158	56,695,553.13	0.000152	54,491,933.56	0.000111	40,038,462.26	36
		0.006413	2,306,215,426.35	0.0021	768,738,475.45	0.00408	768,738,475.45	0.00080	2,882,769,282.94	0.00408	1,441,384,641.47	0.00408	1,441,384,641.47	9,609,230,943.12